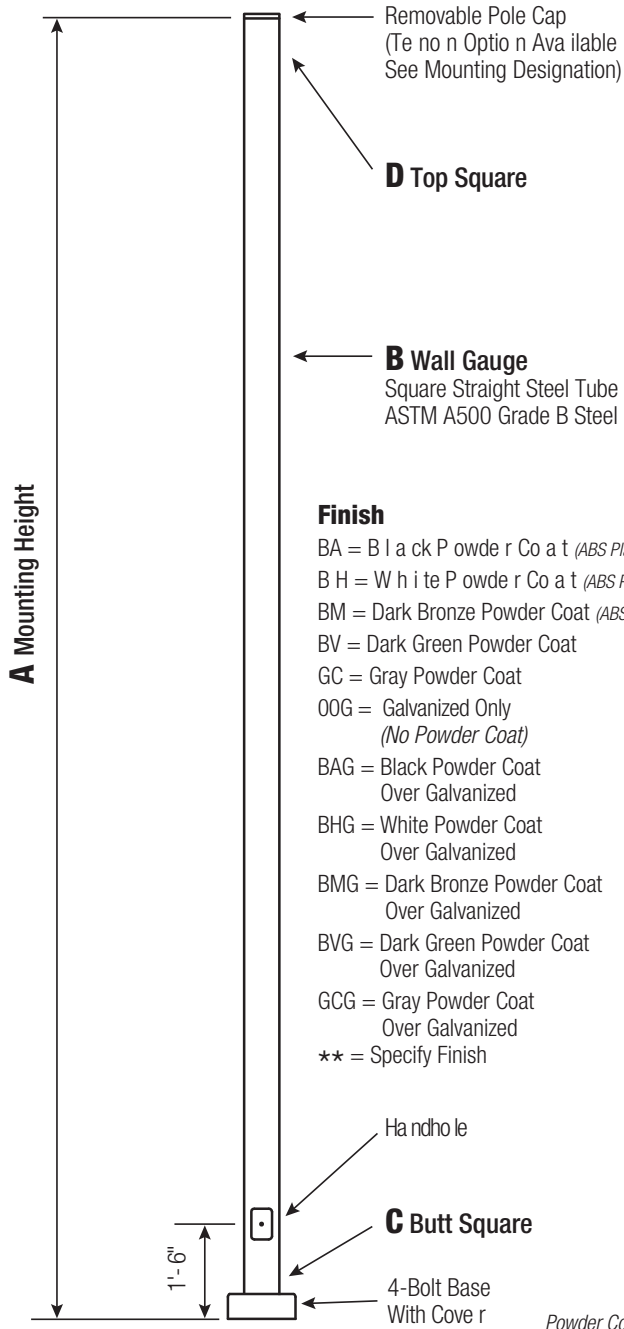


30 ft Square Steel Camera Pole



Finish

- BA = B l a c k P o w d e r C o a t (ABS Plastic Base Cover)
- BH = W h i t e P o w d e r C o a t (ABS Plastic Base Cover)
- BM = Dark Bronze Powder Coat (ABS Plastic Base Cover)
- BV = Dark Green Powder Coat
- GC = Gray Powder Coat
- OOG = Galvanized Only (No Powder Coat)
- BAG = Black Powder Coat Over Galvanized
- BHG = White Powder Coat Over Galvanized
- BMG = Dark Bronze Powder Coat Over Galvanized
- BVG = Dark Green Powder Coat Over Galvanized
- GCG = Gray Powder Coat Over Galvanized
- ** = Specify Finish

Powder Coated, Galvanized or Powder Coated over Galvanized Finish Per Customer Specification.

CP30SS05

CATALOG NUMBER


FINISH

Pole

Pole shaft shall be weldable-grade, cold-rolled, 7 gauge commercial quality carbon steel tubing conforming to ASTM A500 Grade B. All welds shall conform to AWS D1.2 using ER70S-6 electrodes.

Base Style

4-Bolt Steel Plate Base Flange of fabricated hot rolled carbon steel conforming to ASTM A36 or equivalent (36 ksi minimum yield) with 2-piece Base Cover and attaching hardware. Base Cover will be fabricated from ABS plastic or metal materials.

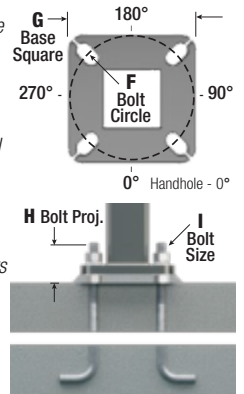


Handhole

Reinforced, 3" x 5" Handhole with Cover, Stainless Steel Screw and Backbar. A Grounding Provision incorporating a tapped 1/2"-13NC hole will be welded to the handhole frame.

Anchorage

Anchorage Kit will include four (4) L-shaped Steel Anchor Bolts conforming to AASHTO M314-90 Grade 55. Ten inches (10") of threaded end will be galvanized per ASTM A153. Kits will contain eight (8) Hex Nuts, four (4) Lock Washers, and eight (8) Flat Washers (all components Galvanized Steel). A bolt circle template will be provided.



Vibration Damper

If determined necessary by Camera Poles, a top-mount, field installed First Mode Vibration Damper will be provided. Customer specification of the damper is available.

EPA Notes

Effective Projected Area (EPA) in square feet. EPA's calculated using wind velocity (mph) indicated in accordance with 2009 AASHTO LTS-5 using a 25 year design life. Maximum EPA is based on the total weight shown. Increased total weight may reduce the maximum EPA. If weight is exceeded, or if other design life or code is required, please consult us.



800 E. Northwest Highway
Suite 700
Palatine, IL 60074
(888) 364-8802
www.camerapoles.org

A Mtg. Hgt.	B WALL GAUGE	C BUTT SQUARE	TOTAL WEIGHT	MAXIMUM EPA						CATALOG NUMBER
				90	100	110	120	130	140	
30	7	5	215	11.7	8	7	4.7	2.9	1.5	CP30SS05

C BUTT SQ.	D TOP SQ.	F BOLT CIR. DIA.	G BASE SQ.	H BOLT PROJ.	I BOLT SIZE
5	5	10 - 12	11	4.875	1 x 36 x 4

Dimensions in Inches